

Name of the Company: RELIANCE CAPITAL LIMITED		Class of Security : EQUITY						
BSE - Scrip Code : 500111 NSE Scrip Symbol: RELCAPITAL		Quarter Ended : September 30, 2012						
Partly paid-up shares:-		No. of Partly paid-up shares	As a % of total no. of Partly paid-up shares		As a % of total no. of shares of the Company			
Held by promoter/promoter group		0	0		0			
Held by public		0	0		0			
Total		0	0.00		0.00			
Outstanding Convertible Securities:-		No. of outstanding securities	As a % of total no. of outstanding convertible securities		As a % of total no. of shares of the Company, assuming full conversion of the convertible securities			
Held by promoter/promoter group		0	0		0.00			
Held by public		0	0		0.00			
Total		0	0.00		0.00			
Warrants:-		No. of warrants	As a % of total no. of warrants		As a % of total no. of shares of the Company, assuming full conversion of warrants			
Held by promoter/promoter group		0	0		0			
Held by public		0	0		0			
Total		0	0.00		0.00			
Total paid-up capital of the Company, assuming full conversion of warrants and convertible securities (No. of Shares)		245632800						
Category Code (I)	Category of Shareholder (II)	No of Shareholders (III)	Total No of Shares (IV)	Number of shares held in dematerialised Form (V)	Total Shareholding as percentage of total number of shares		Shares Pledged or otherwise encumbered	
					As a percentage of (A+B) (VI)	As a percentage of (A+B+C) (VII)	No of Shares (VIII)	As a percentage of (A+B+C) (IX=VIII/IV* 100)
(A)	Shareholding of Promoter and Promoter Group							
(1)	Indian							
(a)	Individuals/Hindu Undivided Family	9	11 65 983	11 65 983	0.48	0.47	0	0.00
(b)	Central Government/State Governments	-	-	-	-	-	-	-
(c)	Bodies Corporate	9	13 02 16 289	13 02 16 289	53.07	53.01	0	0.00
(d)	Financial Institutions/Banks	-	-	-	-	-	-	-
(e)	Any Other (Specify)	1	16 00 000	16 00 000	0.65	0.65	0	0.00
	Sub -Total (A)(1)	19	13 29 82 272	13 29 82 272	54.19	54.14	0	0.00
(2)	Foreign							
(a)	Individuals(Non-Resident Individuals/Foreign Individuals)	-	-	-	-	-	-	-
(b)	Bodies Corporate	-	-	-	-	-	-	-
(c)	Institutions	-	-	-	-	-	-	-
(d)	Qualified Foreign Investor	-	-	-	-	-	-	-
(e)	Any Other (Specify)	-	-	-	-	-	-	-
	Sub -Total (A)(2)	-	-	-	-	-	-	-
	Total shareholding of Promoter and Promoter Group (A)=(A)(1)+(A)(2)	19	13 29 82 272	13 29 82 272	54.19	54.14	0	0.00
(B)	Public Shareholding							
(1)	Institutions							
(a)	Mutual Funds /UTI	187	25 68 910	25 04 603	1.05	1.05	-	-
(b)	Financial Institutions/Banks	285	4 06 017	3 91 352	0.17	0.17	-	-
(c)	Central Government/State Governments	53	48 856	5 145	0.02	0.02	-	-
(d)	Venture Capital Funds	-	-	-	-	-	-	-
(e)	Insurance Companies	18	1 09 16 494	1 09 16 339	4.45	4.44	-	-
(f)	Foreign Institutional Investors	506	5 16 57 397	5 16 51 572	21.05	21.03	-	-
(g)	Foreign Venture Capital Investors	-	-	-	-	-	-	-
(h)	Qualified Foreign Investor	-	-	-	-	-	-	-
(i)	Any Other (Specify)	-	-	-	-	-	-	-
	Sub -Total (B)(1)	1 049	6 55 97 674	6 54 69 011	26.73	26.71	0	0.00
(2)	Non-Institutions							
(a)	Bodies Corporate	6 072	78 85 564	78 02 532	3.21	3.21	-	-
(b)	i. Individual shareholders holding nominal sharecapital up to Rs. 1 Lakh.	11 58 697	3 50 68 318	2 99 18 885	14.29	14.28	-	-
	ii. Individual shareholders holding nominal sharecapital in excess of Rs. 1 Lakh.	56	26 16 697	25 94 197	1.07	1.07	-	-
(c)	Qualified Foreign Investor	-	-	-	-	-	-	-
(d)	Any Other (Specify)	-	-	-	-	-	-	-
	Sub -Total (B)(2)	11 78 330	4 68 06 774	4 13 48 613	19.07	19.06	0	0.00
	Total Public Shareholding B=(B)(1)+(B)(2)	11 79 379	11 24 04 448	10 68 17 624	45.81	45.76	0	0.00
	TOTAL (A) +(B)	11 79 398	24 53 86 720	23 97 99 896	100.00	99.90	0	0.00
(C)	Shares held by Custodians and against which Depository Receipts have been issued							
1	Promoter and Promoter Group	0	0	0	0.00	0.00	0	0.00
2	Public	1	2 46 080	2 46 080	0.00	0.10	0	0.00
	Sub - Total (C)	1	2 46 080	2 46 080	0.00	0.10	0	0.00
	GRAND TOTAL (A)+(B)+(C)	11 79 399	24 56 32 800	24 00 45 976	100.00	100.00	0	0.00



(b) Statement showing holding of securities (including shares, warrants, convertible securities) of persons belonging to the category "Promoter and Promoter Group."

Sr No (I)	Name of the shareholder (II)	Details of Shares held		Encumbered shares (*)		Details of Warrants		Details of Convertible securities		Total shares (including full conversion of warrants and convertible securities) as a % of diluted share capital (X)	
		Number of Shares (III)	As a % of grand total (A)+(B)+(C) (IV)	No. (V)	As a percentage (VI)=(V) / (III) * 100 (VI)	As a % of grand total (A)+(B)+(C) of sub-clause (I) (a) (VII)	Number of warrants held (VIII)	As a % of total warrants of the same class (IX)	Number of convertible securities held (X)		As a % of total convertible securities of the same class (XI)
1	AAA Enterprises Private Limited	9 84 14 206	40.07	0.00	0.00	0.00	0.00	0.00	0.00	0.00	40.07
2	AAA Infrastructure Consulting And Engineers Pvt.Ltd	2 79 75 633	11.39	0.00	0.00	0.00	0.00	0.00	0.00	0.00	11.39
3	Sonata Investments Limited	32 50 000	1.32	0.00	0.00	0.00	0.00	0.00	0.00	0.00	1.32
4	Reliance ADA Group Trustees Private Limited - Trustees of RCAP ESOS Trust	16 00 000	0.65	0.00	0.00	0.00	0.00	0.00	0.00	0.00	0.65
5	Reliance Innoventures Private Limited	5 76 450	0.23	0.00	0.00	0.00	0.00	0.00	0.00	0.00	0.23
6	Kokila D. Ambani	5 45 126	0.22	0.00	0.00	0.00	0.00	0.00	0.00	0.00	0.22
7	Anil D. Ambani	2 73 891	0.11	0.00	0.00	0.00	0.00	0.00	0.00	0.00	0.11
8	Tina A Ambani	2 63 474	0.11	0.00	0.00	0.00	0.00	0.00	0.00	0.00	0.11
9	Jaiannol A. Ambani	83 487	0.03	0.00	0.00	0.00	0.00	0.00	0.00	0.00	0.03
10	Jaianshul A. Ambani	5	0.00	0.00	0.00	0.00	0.00	0.00	0.00	0.00	0.00
	TOTAL	13 29 82 272	54.14	0.00	0.00	0.00	0.00	0.00	0.00	0.00	54.14

(*) The term "encumbrance" has the same meaning as assigned to it in regulation 28(3) of the SAST Regulations, 2011




(c)(i) Statement showing holding of securities (including shares, warrants, convertible securities) of persons belonging to the category "Public" and holding more than 1% of the total number of shares

Sr No	Name of the shareholder	No of shares held	Shares as a percentage of total number of shares (i.e., Grand Total (A)+(B)+(C) indicated in statement at para(I)(a) above)	Details of Warrants		Details of Convertible securities		Total shares (including underlying shares assuming full conversion of warrants and convertible securities) as a % of diluted share capital
				Number of warrants held	As a % of total number of warrants of the same class	Number of convertible securities held	As a % of total number of convertible securities of the same class	
1	Janus Overseas Funds	12182579	4.96	0	0	0	0	4.96
2	Life Insurance Corporation Of India	10512400	4.28	0	0	0	0	4.28
3	Vanguard Funds	4545064	1.85	0	0	0	0	1.85
4	John Hancock Funds	3743183	1.52	0	0	0	0	1.52
5	Janus Aspen Series Overseas Portfolio	3104013	1.26	0	0	0	0	1.26
	TOTAL	34087239	13.88	0	0	0	0	13.88


(c)(ii) Statement showing holding of securities (including shares, warrants, convertible securities) of persons (together with PAC) belonging to the category "Public" and holding more than 5% of the total number of shares of the company

Sr No	Name(s) of the shareholder(s) and the Persons Acting in Concert (PAC) with them	No of shares	Shares as a percentage of total number of shares (i.e., Grand Total (A)+(B)+(C) indicated in statement at para(I)(a) above)	Details of Warrants		Details of Convertible securities		Total shares (including underlying shares assuming full conversion of warrants and convertible securities) as a % of diluted share capital
				Number of warrants held	As a % of total number of warrants of the same class	Number of convertible securities held	As a % of total number of convertible securities of the same class	
	NIL	0	0.00	0	0	0	0	0.00
	TOTAL	0	0.00	0	0	0	0	0.00




I(d) Statement showing details of locked -in shares

Sr No	Name of the shareholder	No of locked-in shares	Locked-in shares as a percentage of total number of shares(i.e.,Grand Total (A)+(B)+(C) indicated in statement at para(l)(a) above)
	Nil	0	0.00
	TOTAL	0	0.00




II(a) Statement showing details of Depository Receipts (DRs)

Sr No	Type of outstanding DR (ADRs,GDRs, SDRs,etc.)	Number of outstanding DRs	No of shares underlying outstanding DRs	Shares underlying outstanding DRs as a percentage of total number of shares{i.e.,Grand Total (A)+(B)+(C) indicated in statement at para(I)(a) above}
1	GDRs	2 46 080	2 46 080	0.10
TOTAL			2 46 080	0.10



II(b) Statement showing Holding of Depository Receipts (DRs), where underlying shares held by 'Promoter/Promoter group' are in excess of 1% of the total number of shares

Sr No	Name of the DR Holder	Type of outstanding DR (ADRs, GDRs, SDRs, etc.)	No of shares underlying outstanding DRs	Shares underlying outstanding DRs as a percentage of total number of shares {i.e., Grand Total (A)+(B)+(C) indicated in statement at para(I)(a) above}
	-	-	0	-
	TOTAL		0	-



III(a) Statement showing Voting Pattern of Shareholders, if more than one class of shares / securities is issued by the issuer

Category Code (I)	Category of Shareholder (II)	No. of voting Rights held in each class of securities			Total Voting Rights (III+IV+V)	Total Voting Rights i.e. (VI)	
					(VI)	As a percentage of (A+B)	As a percentage of (A+B+C)
		Class X (III)	Class Y (IV)	Class Z (V)		(VI)	(VII)
(A)	Shareholding of Promoter and Promoter Group						
(1)	Indian						
	(a) Individuals/Hindu Undivided Family						
	(b) Central Government/State Governments						
	(c) Bodies Corporate						
	(d) Financial Institutions/Banks						
	(e) Any Other (Specify)						
	Sub -Total (A)(1)						
(2)	Foreign						
	(a) Individuals(Non-Resident Individuals/Foreign Individuals)						
	(b) Bodies Corporate						
	(c) Institutions						
	(d) Qualified Foreign Investor						
	(e) Any Other (Specify)						
	Sub -Total (A)(2)						
	Total of Promoter and Promoter Group (A)=(A)(1)+(A)(2)						
(B)	Public Shareholding						
(1)	Institutions						
	(a) Mutual Funds /UTI						
	(b) Financial Institutions/Banks						
	(c) Central Government/State Governments						
	(d) Venture Capital Funds						
	(e) Insurance Companies						
	(f) Foreign Institutional Investors						
	(g) Foreign Venture Capital Investors						
	(h) Qualified Foreign Investor						
	(i) Any Other (Specify)						
	Sub -Total (B)(1)						
(2)	Non-Institutions						
	(a) Bodies Corporate						
	(b) i. Individual shareholders holding nominal sharecapital up to Rs.1Lakh.						
	ii. Individual shareholders holding nominal sharecapital in excess of Rs.1Lakh.						
	(c) Qualified Foreign Investor						
	(d) Any Other (Specify)						
	1 NRIs/OCBs						
	Sub -Total (B)(2)						
	Total Public Shareholding B=(B)(1)+(B)(2)						
	TOTAL (A) +(B)						
(C)	Shares held by Custodians and against which Depository Receipts have been issued						
1	Promoter and Promoter Group						
2	Public						
	GRAND TOTAL (A)+(B)+(C)						

Not Applicable

