

(a) STATEMENT SHOWING SHAREHOLDING PATTERN

Name of the Company: RELIANCE CAPITAL LIMITED		Class of Security : EQUITY						
BSE - Scrip Code : 500111		NSE Scrip Symbol: RELCAPITAL						
Quarter ended : September 30, 2011								
Partly paid-up shares:-		No. of Partly paid-up shares	As a % of total no. of Partly paid-up shares	As a % of total no. of shares of the Company				
Held by promoter/promoter group		0	0	0				
Held by public		0	0	0				
<b>Total</b>		<b>0</b>	<b>0.00</b>	<b>0.00</b>				
Outstanding Convertible Securities:-		No. of outstanding securities	As a % of total no. of outstanding convertible securities	As a % of total no. of shares of the Company, assuming full conversion of the convertible securities				
Held by promoter/promoter group		0	0	0.00				
Held by public		0	0	0.00				
<b>Total</b>		<b>0</b>	<b>0.00</b>	<b>0.00</b>				
Warrants:-		No. of warrants	As a % of total no. of warrants	As a % of total no. of shares of the Company, assuming full conversion of warrants				
Held by promoter/promoter group		0	0	0				
Held by public		0	0	0				
<b>Total</b>		<b>0</b>	<b>0.00</b>	<b>0.00</b>				
<b>Total paid-up capital of the Company, assuming full conversion of warrants and convertible securities (No. of Shares)</b>		<b>245632800</b>						
Category Code (I)	Category of Shareholder (II)	No of Shareholders (III)	Total No of Shares (IV)	Number of shares held in dematerialised Form (V)	Total Shareholding as percentage of total number of shares		Shares Pledged or otherwise encumbered	
					As a percentage of (A+B) (VI)	As a percentage of (A+B+C) (VII)	No of Shares Pledged (VIII)	As a percentage of (A+B+C) (IX=VIII/IV*100)
<b>(A)</b>	<b>Shareholding of Promoter and Promoter Group</b>							
<b>(1)</b>	<b>Indian</b>							
(a)	Individuals/Hindu Undivided Family	9	11 65 983	11 65 983	0.48	0.47	0	0.00
(b)	Central Government/State Governments	-	-	-	-	-	-	-
(c)	Bodies Corporate	9	13 02 16 289	13 02 16 289	53.26	53.01	0	0.00
(d)	Financial Institutions/Banks	-	-	-	-	-	-	-
(e)	Any Other (Specify)	1	16 00 000	16 00 000	0.65	0.65	0	0.00
	<b>Sub -Total (A)(1)</b>	<b>19</b>	<b>13 29 82 272</b>	<b>13 29 82 272</b>	<b>54.39</b>	<b>54.14</b>	<b>0</b>	<b>0.00</b>
<b>(2)</b>	<b>Foreign</b>							
(a)	Individuals(Non-Resident Individuals/Foreign Individuals)	-	-	-	-	-	-	-
(b)	Bodies Corporate	-	-	-	-	-	-	-
(c)	Institutions	-	-	-	-	-	-	-
(d)	Any Other (Specify)	-	-	-	-	-	-	-
	<b>Sub -Total (A)(2)</b>	<b>-</b>	<b>-</b>	<b>-</b>	<b>-</b>	<b>-</b>	<b>-</b>	<b>-</b>
	<b>Total shareholding of Promoter and Promoter Group (A)=(A)(1)+(A)(2)</b>	<b>19</b>	<b>13 29 82 272</b>	<b>13 29 82 272</b>	<b>54.39</b>	<b>54.14</b>	<b>0</b>	<b>0.00</b>
<b>(B)</b>	<b>Public Shareholding</b>							
<b>(1)</b>	<b>Institutions</b>							
(a)	Mutual Funds /UTI	217	6 23 629	5 58 974	0.26	0.25	-	-
(b)	Financial Institutions/Banks	307	4 11 779	3 96 715	0.17	0.17	-	-
(c)	Central Government/State Governments	53	48 897	5 145	0.02	0.02	-	-
(d)	Venture Capital Funds	-	-	-	-	-	-	-
(e)	Insurance Companies	17	1 09 16 494	1 09 16 339	4.47	4.44	-	-
(f)	Foreign Institutional Investors	523	4 98 39 069	4 98 33 017	20.39	20.29	-	-
(g)	Foreign Venture Capital Investors	-	-	-	-	-	-	-
(h)	Any Other (Specify)	-	-	-	-	-	-	-
	<b>Sub -Total (B)(1)</b>	<b>1 117</b>	<b>6 18 39 868</b>	<b>6 17 10 190</b>	<b>25.29</b>	<b>25.18</b>	<b>0</b>	<b>0.00</b>
<b>(2)</b>	<b>Non-Institutions</b>							
(a)	Bodies Corporate	6 312	1 25 11 221	1 24 25 124	5.12	5.09	-	-
(b)	i. Individual shareholders holding nominal sharecapital up to Rs.1Lakh.	12 44 035	3 39 42 672	2 84 17 187	13.88	13.82	-	-
	ii. Individual shareholders holding nominal sharecapital in excess of Rs.1Lakh.	42	20 28 717	20 06 217	0.83	0.83	-	-
(c)	Any Other (Specify)	-	-	-	-	-	N/A	N/A
1	NRIs/OCBs	15 273	11 72 255	9 26 640	0.48	0.48	-	0.00
	<b>Sub -Total (B)(2)</b>	<b>12 65 662</b>	<b>4 96 54 865</b>	<b>4 37 75 168</b>	<b>20.31</b>	<b>20.22</b>	<b>0</b>	<b>0.00</b>
	<b>Total Public Shareholding B=(B)(1)+(B)(2)</b>	<b>12 66 779</b>	<b>11 14 94 733</b>	<b>10 54 85 358</b>	<b>45.61</b>	<b>45.39</b>	<b>0</b>	<b>0.00</b>
	<b>TOTAL (A) +(B)</b>	<b>12 66 798</b>	<b>24 44 77 005</b>	<b>23 84 67 630</b>	<b>100.00</b>	<b>99.53</b>	<b>0</b>	<b>0.00</b>
<b>(C)</b>	<b>Shares held by Custodians and against which Depository Receipts have been issued</b>							
1	Promoter and Promoter Group	0	0	0	0.00	0.47	0	0.00
2	Public	1	11 55 795	11 55 795	0.00	0.47	0	0.00
	<b>GRAND TOTAL (A)+(B)+(C)</b>	<b>12 66 799</b>	<b>24 56 32 800</b>	<b>23 96 23 425</b>	<b>100.00</b>	<b>100.00</b>	<b>0</b>	<b>0.00</b>




I(b) Statement showing shareholding of persons belonging to the category "Promoter and Promoter Group"

Sr No (I)	Name of the shareholder (II)	Total shares held			Shares Pledged or otherwise encumbered		
		No of shares (III)	As a percentage of Grand Total (A)+(B)+(C) (IV)	No of Shares Pledged (V)	As a % (VI) =(V)/(III)*100	As a % of grand total (A)+(B)+(C) of Sub-clause (I)(a) (VII)	
1	AAA Enterprises Private Limited	9 84 14 206	40.07	0	0.00	0.00	
2	AAA Infrastructure Consulting and Engineers Pvt Ltd	2 79 75 633	11.39	0	0.00	0.00	
3	Sonata Investments Limited	32 50 000	1.32	0	0.00	0.00	
4	Reliance ADA Group Trustees Private Limited - Trustees of RCAP ESOS Trust	16 00 000	0.65	0	0.00	0.00	
5	Reliance Innoventures Private Limited	5 76 450	0.23	0	0.00	0.00	
6	Kokila D. Ambani	5 45 126	0.22	0	0.00	0.00	
7	Anil D. Ambani	2 73 891	0.11	0	0.00	0.00	
8	Tina A Ambani	2 63 474	0.11	0	0.00	0.00	
9	Jaiannmol A. Ambani	83 487	0.03	0	0.00	0.00	
10	Jaianshul A. Ambani	5	0.00	0	0.00	0.00	
	<b>TOTAL</b>	<b>13 29 82 272</b>	<b>54.14</b>	<b>0</b>	<b>0.00</b>	<b>0.00</b>	




**(c) Statement showing shareholding of persons belonging to the category "Public" and holding more than 1% of the total number of shares**

Sr No	Name of the shareholder	No of shares	Shares as a percentage of total number of shares{i.e.,Grand Total (A)+(B)+(C) indicated in statement at para(I)(a) above}
1	Janus Overseas Fund	1 21 82 579	4.96
2	Life Insurance Corporation of India	1 05 12 400	4.28
3	John Hancock Funds II	52 55 148	2.14
4	Vanguard Funds	41 12 464	1.67
5	Janus Aspen Series Overseas Portfolio	31 04 013	1.26
	<b>TOTAL</b>	<b>3 51 66 604</b>	<b>14.32</b>




(d) Statement showing details of locked -in shares

Sr No	Name of the shareholder	Category of Shareholders (Promoters/Public)	No of locked-in shares	Locked-in shares as a percentage of total number of shares{i.e.,Grand Total (A)+(B)+(C) indicated in statement at para(l)(a) above}
	Nil	-	0	0.00
	<b>TOTAL</b>		<b>0</b>	<b>0.00</b>




II(a) **Statement showing details of Depository Receipts (DRs)**

Sr No	Type of outstanding DR (ADRs,GDRs, SDRs,etc.)	Number of outstanding DRs	No of shares underlying outstanding DRs	Shares underlying outstanding DRs as a percentage of total number of shares{i.e.,Grand Total (A)+(B)+(C) indicated in statement at para(I)(a) above}
1	GDRs	11 55 795	11 55 795	0.47
<b>TOTAL</b>			<b>11 55 795</b>	<b>0.47</b>



II(b) Statement showing Holding of Depository Receipts (DRs), where underlying shares held by 'Promoter/Promoter group' are in excess of 1% of the total number of shares

Sr No	Name of the DR Holder	Type of outstanding DR (ADRs,GDRs, SDRs,etc.)	No of shares underlying outstanding DRs	Shares underlying outstanding DRs as a percentage of total number of shares{i.e.,Grand Total (A)+(B)+(C) indicated in statement at para(I)(a) above}
	-	-	0	-
	TOTAL		0	-



III(a) Statement showing Voting Pattern of Shareholders, if more than one class of shares / securities is issued by the issuer

Category Code (I)	Category of Shareholder (II)	No. of voting Rights held in each class of securities			Total Voting Rights (III+IV+V)	Total Voting Rights i.e. (VI)	
		Class X (III)	Class Y (IV)	Class Z (V)	(VI)	As a percentage of (A+B)	As a percentage of (A+B+C)
						(VI)	(VIII)
(A)	Shareholding of Promoter and Promoter Group						
(1)	Indian						
	(a) Individuals/Hindu Undivided Family						
	(b) Central Government/State Governments						
	(c) Bodies Corporate						
	(d) Financial Institutions/Banks						
	(e) Any Other (Specify)						
	Sub -Total (A)(1)						
(2)	Foreign						
	(a) Individuals(Non-Resident Individuals/Foreign Individuals)						
	(b) Bodies Corporate						
	(c) Institutions						
	(d) Any Other (Specify)						
	Sub -Total (A)(2)						
	Total of Promoter and Promoter Group (A)=(A)(1)+(A)(2)						
(B)	Public Shareholding						
(1)	Institutions						
	(a) Mutual Funds /UTI						
	(b) Financial Institutions/Banks						
	(c) Central Government/State Governments						
	(d) Venture Capital Funds						
	(e) Insurance Companies						
	(f) Foreign Institutional Investors						
	(g) Foreign Venture Capital Investors						
	(h) Any Other (Specify)						
	Sub -Total (B)(1)						
(2)	Non-Institutions						
	(a) Bodies Corporate						
	(b) i. Individual shareholders holding nominal sharecapital up to Rs.1Lakh.						
	ii. Individual shareholders holding nominal sharecapital in excess of Rs.1Lakh.						
	(c) Any Other (Specify)						
	1 NRIs/OCBs						
	Sub -Total (B)(2)						
	Total Public Shareholding B=(B)(1)+(B)(2)						
	TOTAL (A) +(B)						
(C)	Shares held by Custodians and against which Depository Receipts have been issued						
1	Promoter and Promoter Group						
2	Public						
	GRAND TOTAL (A)+(B)+(C)						

Nil

