

I(a) STATEMENT SHOWING SHAREHOLDING PATTERN

Name of the Company: RELIANCE CAPITAL LIMITED		Class of Security : EQUITY						
BSE - Scrip Code : 500111 NSE Scrip Symbol: RELCAPITAL		Quarter ended : December 31, 2011						
Partly paid-up shares:-		No. of Partly paid-up shares	As a % of total no. of Partly paid-up shares	As a % of total no. of shares of the Company				
Held by promoter/promoter group		0	0	0				
Held by public		0	0	0				
Total		0	0.00	0.00				
Outstanding Convertible Securities:-		No. of outstanding securities	As a % of total no. of outstanding convertible securities	As a % of total no. of shares of the Company, assuming full conversion of the convertible securities				
Held by promoter/promoter group		0	0	0.00				
Held by public		0	0	0.00				
Total		0	0.00	0.00				
Warrants:-		No. of warrants	As a % of total no. of warrants	As a % of total no. of shares of the Company, assuming full conversion of warrants				
Held by promoter/promoter group		0	0	0				
Held by public		0	0	0				
Total		0	0.00	0.00				
Total paid-up capital of the Company, assuming full conversion of warrants and convertible securities (No. of Shares)		245632800						
Category Code (I)	Category of Shareholder (II)	No of Shareholders (III)	Total No of Shares (IV)	Number of shares held in dematerialised Form (V)	Total Shareholding as percentage of total number of shares		Shares Pledged or otherwise encumbered	
					As a percentage of (A+B) (VI)	As a percentage of (A+B+C) (VII)	No of Shares (VIII)	As a percentage of (A+B+C) (IX=VIII/IV*100)
(A)	Shareholding of Promoter and Promoter Group							
(1)	Indian							
	(a) Individuals/Hindu Undivided Family	9	11 65 983	11 65 983	0.48	0.47	0	0.00
	(b) Central Government/State Governments	-	-	-	-	-	-	-
	(c) Bodies Corporate	9	13 02 16 289	13 02 16 289	53.26	53.01	0	0.00
	(d) Financial Institutions/Banks	-	-	-	-	-	-	-
	(e) Any Other (Specify)	1	16 00 000	16 00 000	0.65	0.65	0	0.00
	Sub -Total (A)(1)	19	13 29 82 272	13 29 82 272	54.39	54.14	0	0.00
(2)	Foreign							
	(a) Individuals (Non-Resident individuals/Foreign Individuals)	-	-	-	-	-	-	-
	(b) Bodies Corporate	-	-	-	-	-	-	-
	(c) Institutions	-	-	-	-	-	-	-
	(d) Any Other (Specify)	-	-	-	-	-	-	-
	Sub -Total (A)(2)	-	-	-	-	-	-	-
	Total shareholding of Promoter and Promoter Group (A)=(A)(1)+(A)(2)	19	13 29 82 272	13 29 82 272	54.39	54.14	0	0.00
(B)	Public Shareholding							
(1)	Institutions							
	(a) Mutual Funds /UTI	204	9 49 080	8 84 428	0.39	0.39	-	-
	(b) Financial Institutions/Banks	308	4 11 617	3 96 553	0.17	0.17	-	-
	(c) Central Government/State Governments	53	48 892	5 145	0.02	0.02	-	-
	(d) Venture Capital Funds	-	-	-	-	-	-	-
	(e) Insurance Companies	17	1 09 16 494	1 09 16 339	4.47	4.44	-	-
	(f) Foreign Institutional Investors	501	4 89 39 758	4 89 33 705	20.02	19.92	-	-
	(g) Foreign Venture Capital Investors	-	-	-	-	-	-	-
	(h) Any Other (Specify)	-	-	-	-	-	-	-
	Sub -Total (B)(1)	1 083	6 12 65 841	6 11 36 171	25.06	24.94	0	0.00
(2)	Non-Institutions							
	(a) Bodies Corporate	6 306	94 02 342	93 16 676	3.85	3.83	-	-
	(b) i. Individual shareholders holding nominal sharecapital up to Rs.1Lakh.	12 60 016	3 71 72 139	3 16 99 829	15.20	15.13	-	-
	ii. Individual shareholders holding nominal sharecapital in excess of Rs.1Lakh.	51	23 78 540	23 56 040	0.97	0.97	-	-
	(c) Any Other (Specify)	-	-	-	-	-	N/A	N/A
	1 NRIs/OCBs	15 371	12 86 042	10 43 031	0.53	0.52	-	0.00
	Sub -Total (B)(2)	12 81 744	6 02 39 063	4 44 15 576	20.55	20.45	0	0.00
	Total Public Shareholding B=(B)(1)+(B)(2)	12 82 827	11 15 04 904	10 55 51 747	45.61	45.39	0	0.00
	TOTAL (A) +(B)	12 82 846	24 44 87 176	23 85 34 019	100.00	99.53	0	0.00
(C)	Shares held by Custodians and against which Depository Receipts have been Issued							
1	Promoter and Promoter Group	0	0	0	0.00	0.00	0	0.00
2	Public	1	11 45 624	11 45 624	0.00	0.47	0	0.00
	Sub - Total (C)	1	11 45 624	11 45 624	0.00	0.47	0	0.00
	GRAND TOTAL (A)+(B)+(C)	12 82 847	24 56 32 800	23 96 79 643	100.00	100.00	0	0.00



(b) Statement showing holding of securities (including shares, warrants, convertible securities) of persons belonging to the category "Promoter and Promoter Group."

Sr No (I)	Name of the shareholder (II)	Details of Shares held			Encumbered shares (*)			Details of Warrants			Details of Convertible securities		Total shares (including underlying shares assuming full conversion of warrants and convertible securities) as a % of diluted share capital (XI)
		Number of Shares held (III)	As a % of grand total (A)+(B)+(C) (IV)	No. (V)	As a percentage (VI)=(V) / (III) * 100 (VII)	As a % of grand total (A)+(B)+ (C) of sub-clause (I) (a) (VII)	Number of warrants held (VIII)	As a % of total warrants of the same class (IX)	Number of convertible securities held (X)	As a % of total number of convertible securities of the same class (XI)			
1	AAA Enterprises Private Limited	9 84 14 206	40.07	0.00	0.00	0.00	0.00	0.00	0.00	0.00	0.00	0.00	
2	AAA Infrastructure Consulting and Engineers Pvt Ltd	2 79 75 633	11.39	0.00	0.00	0.00	0.00	0.00	0.00	0.00	0.00	0.00	
3	Sonata Investments Limited	32 50 000	1.32	0.00	0.00	0.00	0.00	0.00	0.00	0.00	0.00	0.00	
4	Reliance ADA Group Trustees Private Limited - Trustees of RCAP ESOS Trust	16 00 000	0.65	0.00	0.00	0.00	0.00	0.00	0.00	0.00	0.00	0.00	
5	Reliance Innoventures Private Limited	5 76 450	0.23	0.00	0.00	0.00	0.00	0.00	0.00	0.00	0.00	0.00	
6	Kokila D. Ambani	5 45 126	0.22	0.00	0.00	0.00	0.00	0.00	0.00	0.00	0.00	0.00	
7	Anil D. Ambani	2 73 891	0.11	0.00	0.00	0.00	0.00	0.00	0.00	0.00	0.00	0.00	
8	Tina A Ambani	2 63 474	0.11	0.00	0.00	0.00	0.00	0.00	0.00	0.00	0.00	0.00	
9	Jatannol A. Ambani	83 487	0.03	0.00	0.00	0.00	0.00	0.00	0.00	0.00	0.00	0.00	
10	Jatanshul A. Ambani	5	0.00	0.00	0.00	0.00	0.00	0.00	0.00	0.00	0.00	0.00	
	TOTAL	13 29 82 272	54.14	0.00	0.00	0.00	0.00	0.00	0.00	0.00	0.00	0.00	

(*) The term "encumbrance" has the same meaning as assigned to it in regulation 28(3) of the SAST Regulations, 2011




(c)(i) Statement showing holding of securities (including shares, warrants, convertible securities) of persons belonging to the category "Public" and holding more than 1% of the total number of shares

Sr No	Name of the shareholder	No of shares held	Shares as a percentage of total number of shares (i.e., Grand Total (A)+(B)+(C) indicated in statement at para(i)(a) above)	Details of Warrants		Details of Convertible securities		Total shares (including underlying shares assuming full conversion of warrants and convertible securities) as a % of diluted share capital
				Number of warrants held	As a % of total number of warrants of the same class	Number of convertible securities held	As a % of total number of convertible securities of the same class	
1	Janus Overseas Fund.	12182579	4.96	0	0	0	0	4.96
2	Life Insurance Corporation of India	10512400	4.28	0	0	0	0	4.28
3	John Hancock Funds	7353418	2.99	0	0	0	0	2.99
4	Vanguard Funds	3924804	1.60	0	0	0	0	1.60
5	Manulife Asset Management Limited A/C Manulife Emerging Markets Fund	3466778	1.41	0	0	0	0	1.41
6	Janus Aspen Series Overseas Portfolio	3104013	1.26	0	0	0	0	1.26
7	Blackrock Funds	2518724	1.03	0	0	0	0	1.03
	TOTAL	43062716	17.53	0	0	0	0	17.53


(c)(ii) Statement showing holding of securities (including shares, warrants, convertible securities) of persons (together with PAC) belonging to the category "Public" and holding more than 5% of the total number of shares of the company

Sr No	Name(s) of the shareholder(s) and the Persons Acting in Concert (PAC) with them	No of shares	Shares as a percentage of total number of shares (i.e., Grand Total (A)+(B)+(C) indicated in statement at para(i)(a) above)	Details of Warrants		Details of Convertible securities		Total shares (including underlying shares assuming full conversion of warrants and convertible securities) as a % of diluted share capital
				Number of warrants held	As a % of total number of warrants of the same class	Number of convertible securities held	As a % of total number of convertible securities of the same class	
	NIL	0	0.00	0	0	0	0	0.00
	TOTAL	0	0.00	0	0	0	0	0.00



(d) Statement showing details of locked -in shares

Sr No	Name of the shareholder	No of locked-in shares	Locked-in shares as a percentage of total number of shares{i.e.,Grand Total (A)+(B)+(C) indicated in statement at para(l)(a) above}
	Nil	0	0.00
	TOTAL	0	0.00



II(a) Statement showing details of Depository Receipts (DRs)


Sr No	Type of outstanding DR (ADRs,GDRs, SDRs,etc.)	Number of outstanding DRs	No of shares underlying outstanding DRs	Shares underlying outstanding DRs as a percentage of total number of shares{i.e.,Grand Total (A)+(B)+(C) indicated in statement at para(I)(a) above}
1	GDRs	11 45 624	11 45 624	0.47
TOTAL			11 45 624	0.47



III(a) Statement showing Voting Pattern of Shareholders, if more than one class of shares / securities is issued by the issuer

Category Code (1)	Category of Shareholder (II)	No. of voting Rights held in each class of securities			Total Voting Rights (III+IV+V)	Total Voting Rights i.e. (VI)	
					(VI)	As a percentage of (A+B)	As a percentage of (A+B+C)
		Class X (III)	Class Y (IV)	Class Z (V)		(VI)	(VIII)
(A)	Shareholding of Promoter and Promoter Group						
(1)	Indian						
	(a) Individuals/Hindu Undivided Family						
	(b) Central Government/State Governments						
	(c) Bodies Corporate						
	(d) Financial Institutions/Banks						
	(e) Any Other (Specify)						
	Sub -Total (A)(1)						
(2)	Foreign						
	(a) Individuals(Non-Resident Individuals/Foreign Individuals)						
	(b) Bodies Corporate						
	(c) Institutions						
	(d) Any Other (Specify)						
	Sub -Total (A)(2)						
	Total of Promoter and Promoter Group (A)=(A)(1)+(A)(2)						
(B)	Public Shareholding						
(1)	Institutions						
	(a) Mutual Funds /UTI						
	(b) Financial Institutions/Banks						
	(c) Central Government/State Governments						
	(d) Venture Capital Funds						
	(e) Insurance Companies						
	(f) Foreign Institutional Investors						
	(g) Foreign Venture Capital Investors						
	(h) Any Other (Specify)						
	Sub -Total (B)(1)						
(2)	Non-institutions						
	(a) Bodies Corporate						
	(b) i. Individual shareholders holding nominal sharecapital up to Rs.1Lakh.						
	ii. Individual shareholders holding nominal sharecapital in excess of Rs.1Lakh.						
	(c) Any Other (Specify)						
	1 NRIs/OCBs						
	Sub -Total (B)(2)						
	Total Public Shareholding B=(B)(1)+(B)(2)						
	TOTAL (A) +(B)						
(C)	Shares held by Custodians and against which Depository Receipts have been issued						
1	Promoter and Promoter Group						
2	Public						
	GRAND TOTAL (A)+(B)+(C)						

Nil



II(b) Statement showing Holding of Depository Receipts (DRs), where underlying shares held by 'Promoter/Promoter group' are in excess of 1% of the total number of shares

Sr No	Name of the DR Holder	Type of outstanding DR (ADRs,GDRs, SDRs,etc.)	No of shares underlying outstanding DRs	Shares underlying outstanding DRs as a percentage of total number of shares(i.e.,Grand Total (A)+(B)+(C) indicated in statement at para(I)(a) above}
			0	-
	TOTAL		0	-

