

0/2

Reliance Capital Limited
570, Rectifier House
Naigaum Cross Road
Next to Royal Industrial Estate
Wadala, Mumbai 400 031

Tel.: +91 22 3047 9243
Fax: +91 22 3032 7202
www.reliancecapital.co.in

October 14, 2009

Mr. Naresh Pandya
DCS - CRD
The Bombay Stock Exchange Limited
Phiroze Jeejeebhoy Towers,
Dalal Street,
Mumbai - 400 001

BSE Scrip Code: 500111

The Manager
Listing Department
The National Stock Exchange of India Limited
Exchange Plaza, 5th Floor,
Plot No. C/1, G Block
Bandra Kurla Complex,
Bandra (E), Mumbai - 400 051

NSE Scrip Symbol: RELCAPITAL

Dear Sir,

Sub. : Compliance under Clause 35 of the Listing Agreement

In terms of Clause 35 of the Listing agreement, we enclose herewith the statement of shareholding pattern of the Company for the quarter ended September 30, 2009.

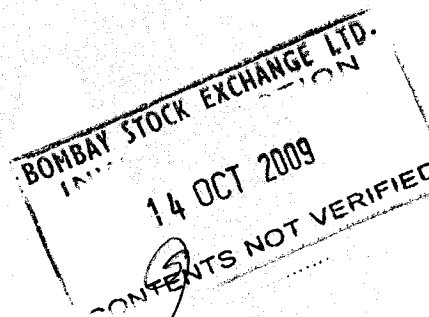
Kindly acknowledge receipt.

Thanking you.

Yours faithfully,
For **RELIANCE CAPITAL LIMITED**



V. R. MOHAN
COMPANY SECRETARY & MANAGER

Encl: a/a




I(a) STATEMENT SHOWING SHAREHOLDING PATTERN

Name of the Company: RELIANCE CAPITAL LIMITED								
BSE - Scrip Code : 500111 NSE Scrip Symbol: RELCAPITAL			Quarter ended as on : September 30, 2009					
Category Code (I)	Category of Shareholder (II)	No of Shareholders (III)	Total No of Shares (IV)	Number of shares held in dematerialised Form (V)	Total Shareholding as percentage of total number of shares		Shares Pledged or otherwise encumbered	
					As a percentage of (A+B) (VI)	As a percentage of (A+B+C) (VII)	No of Shares Pledged (VIII)	As a percentage of (A+B+C) (IX=VIII/IV*100)
(A)	Shareholding of Promoter and Promoter Group							
(1)	Indian							
(a)	Individuals/Hindu Undivided Family	12	11 65 983	11 65 978	0.48	0.47	0	0.00
(b)	Central Government/State Governments	-	-	-	-	-	-	-
(c)	Bodies Corporate	12	13 02 16 291	13 02 16 289	53.42	53.01	27 72 180	2.13
(d)	Financial Institutions/Banks	-	-	-	-	-	-	-
(e)	Any Other (Specify)							
	Sub -Total (A)(1)	24	13 13 82 274	13 13 82 267	53.89	53.49	27 72 180	2.11
(2)	Foreign							
(a)	Individuals(Non-Resident Individuals/Foreign Individuals)	-	-	-	-	-	-	-
(b)	Bodies Corporate	-	-	-	-	-	-	-
(c)	Institutions	-	-	-	-	-	-	-
(d)	Any Other (Specify)	-	-	-	-	-	-	-
	Sub -Total (A)(2)	-	-	-	-	-	-	-
	Total of Promoter and Promoter Group (A)=(A)(1)+(A)(2)	24	13 13 82 274	13 13 82 267	53.89	53.49	27 72 180	2.11
(B)	Public Shareholding							
(1)	Institutions							
(a)	Mutual Funds /UTI	271	42 63 102	41 95 820	1.75	1.74	-	-
(b)	Financial Institutions/Banks	348	2 72 673	2 56 238	0.11	0.11	-	-
(c)	Central Government/State Governments	53	52 803	2 812	0.02	0.02	-	-
(d)	Venture Capital Funds	-	-	-	-	-	-	-
(e)	Insurance Companies	17	86 34 352	86 34 172	3.54	3.52	-	-
(f)	Foreign Institutional Investors	550	5 09 54 265	5 09 48 206	20.90	20.74	-	-
(g)	Foreign Venture Capital Investors	-	-	-	-	-	-	-
(h)	Any Other (Specify)							
	Sub -Total (B)(1)	1 239	6 41 77 195	6 40 37 248	26.33	26.13	0	0.00



(2)	Non-Institutions								
(a)	Bodies Corporate	7 013	1 13 68 847	1 12 86 762	4.66	4.63	-	-	-
(b)	i. Individual shareholders holding nominal share capital up to Rs.1 Lakh.	13 06 445	3 20 26 484	2 57 47 580	13.14	13.04	-	-	-
	ii. Individual shareholders holding nominal share capital in excess of Rs.1 Lakh.	63	35 88 591	35 66 091	1.47	1.46	-	-	-
(c)	Any Other (Specify)								
1	NRIs/OCBs	16 506	12 38 637	9 59 376	0.51	0.50	0.00	0.00	0.00
	Sub -Total (B)(2)	13 30 027	4 82 22 559	4 15 59 809	19.78	19.63	0	0.00	0.00
	Total Public Shareholding B=(B)(1)+(B)(2)	13 31 266	11 23 99 754	10 55 97 057	46.11	45.76	0	0.00	0.00
	TOTAL (A) +(B)	13 31 290	24 37 82 028	23 69 79 324	100.00	99.25	27 72 180	1.14	1.14
(C)	Shares held by Custodians and against which Depository Receipts have been issued	1	18 50 772	18 50 772	0.00	0.75	0.00	0.00	0.00
	GRAND TOTAL (A)+(B)+(C)	13 31 291	24 56 32 800	23 88 30 096	100.00	100.00	27 72 180	1.13	1.13




I(b) Statement showing shareholding of persons belonging to the category "Promoter and Promoter Group"

Sr No (I)	Name of the shareholder (II)	Total shares held		Shares Pledged or otherwise encumbered		
		No of shares (III)	Shares as a percentage of total number of shares {i.e., Grand Total (A)+(B)+(C) indicated in statement at para(I)(a) above} (IV)	No of Shares Pledged (V)	As a % (VI)=(V)/(III)*10 0	As a % of grand total (A)+(B)+(C) of Sub-clause (I)(a) (VII)
1	AAA Enterprises Private Limited	11 59 02 923	47.19	2772180	2.39	1.13
2	AAA Infrastructure Consulting and Engineers Pvt Ltd	1 04 86 916	4.27	0	0.00	0.00
3	Sonata Investments Limited	32 50 000	1.32	0	0.00	0.00
4	Reliance Innoventures Private Limited	5 76 450	0.23	0	0.00	0.00
5	Kokila D. Ambani	5 45 126	0.22	0	0.00	0.00
6	Anil D. Ambani	2 73 891	0.11	0	0.00	0.00
7	Tina A Ambani	2 63 474	0.11	0	0.00	0.00
8	Jaiamol A. Ambani	83 487	0.03	0	0.00	0.00
9	Jaianshul A. Ambani	5	0.00	0	0.00	0.00
10	Hansdhwani Trading Company Pvt Ltd	2	0.00	0	0.00	0.00
	TOTAL	13 13 82 274	53.49	27 72 180	2.11	1.13



I(c) Statement showing shareholding of persons belonging to the category "Public" and holding more than 1% of the total number of shares

Sr No	Name of the shareholder	No of shares	Shares as a percentage of total number of shares {i.e., Grand Total (A)+(B)+(C) indicated in statement at para(I)(a) above}
1	Janus Overseas Fund	94 29 092	3.84
2	Life Insurance Corporation of India	81 95 290	3.34
3	J.P. Morgan	38 58 356	1.57
4	Janus Aspen Series Overseas Portfolio	31 22 857	1.27
5	Vanguard	28 73 685	1.17
6	Janus Adviser International Growth Fund	28 51 288	1.16
	TOTAL	3 03 30 568	12.35




(d) **Statement showing details of locked -in shares**

Sr No	Name of the shareholder	Category of Shareholders (Promoters/Public)	No of locked-in shares	Locked-in shares as a percentage of total number of shares{i.e.,Grand Total (A)+(B)+(C) indicated in statement at para(l)(a) above}
1	Nil	-	0	0.00
	TOTAL		0	0.00



II(a) **Statement showing details of Depository Receipts (DRs)**

Sr No	Type of outstanding DR (ADRs,GDRs, SDRs,etc.)	Number of outstanding DRs	No of shares underlying outstanding DRs	Shares underlying outstanding DRs as a percentage of total number of shares{i.e.,Grand Total (A)+(B)+(C) indicated in statement at para(I)(a) above}
1	GDRs	18 50 772	18 50 772	0.75
TOTAL			18 50 772	0.75



II(b) Statement showing Holding of Depository Receipts (DRs), where underlying shares are in excess of 1% of the total number of shares

Sr No	Name of the DR Holder	Type of outstanding DR (ADRs,GRDs, SDRs,etc.)	No of shares underlying outstanding DRs	Shares underlying outstanding DRs as a percentage of total number of shares{i.e.,Grand Total (A)+(B)+(C) indicated in statement at para(I)(a) above}
1.	Nil	Nil	-	-
TOTAL			-	-

