

Reliance Capital Limited  
570, Rectifier House  
Naigaum Cross Road  
Next to Royal Industrial Estate  
Wadala, Mumbai 400 031

Tel.: +91 22 3047 9243  
Fax: +91 22 3032 7202  
www.reliancecapital.co.in

July 11, 2009

**Mr. Naresh Pandya**  
**DCS - CRD**  
**The Bombay Stock Exchange Limited**  
Phiroze Jeejeebhoy Towers,  
Dalal Street,  
Mumbai - 400 001

**BSE Scrip Code: 500111**

**The Manager**  
**Listing Department**  
**The National Stock Exchange of India Limited**  
Exchange Plaza, 5th Floor,  
Plot No. C/1, G Block  
Bandra Kurla Complex,  
Bandra (E), Mumbai - 400 051

**NSE Scrip Symbol: RELCAPITAL**

Dear Sir,


**Sub. : Compliance under Clause 35 of the Listing Agreement**

In terms of Clause 35 of the Listing agreement, we enclose herewith the statement of shareholding pattern of the Company for the quarter ended June 30, 2009.


Kindly acknowledge receipt.

Thanking you.

Yours faithfully,  
For **RELIANCE CAPITAL LIMITED**



**V. R. MOHAN**  
**COMPANY SECRETARY & MANAGER**



Encl: a/a

## (a) STATEMENT SHOWING SHAREHOLDING PATTERN

Name of the Company: RELIANCE CAPITAL LIMITED								
BSE - Scrip Code : 500111      NSE Scrip Symbol: RELCAPITAL			As on : June 30, 2009					
Category Code ( I )	Category of Shareholder ( II )	No of Shareholders ( III )	Total No of Shares ( IV )	Number of shares held in dematerialised Form ( V )	Total Shareholding as percentage of total number of shares		Shares Pledged or otherwise encumbered	
					As a percentage of (A+B) ( VI )	As a percentage of (A+B+C) ( VII )	No of Shares Pledged ( VIII )	As a percentage of (A+B+C) (IX=VIII/IV*100)
(A)	Shareholding of Promoter and Promoter Group							
(1)	Indian							
(a)	Individuals/Hindu Undivided Family	12	11 65 983	11 65 978	0.48	0.47	0	0.00
(b)	Central Government/State Governments	-	-	-	-	-	-	-
(c)	Bodies Corporate	10	13 02 16 291	13 02 16 289	53.49	53.01	98 93 179	7.60
(d)	Financial Institutions/Banks	-	-	-	-	-	-	-
(e)	Any Other (Specify)							
	Sub -Total (A)(1)	22	13 13 82 274	13 13 82 267	53.97	53.49	98 93 179	7.53
(2)	Foreign							
(a)	Individuals(Non-Resident Individuals/Foreign Individuals)	-	-	-	-	-	-	-
(b)	Bodies Corporate	-	-	-	-	-	-	-
(c)	Institutions	-	-	-	-	-	-	-
(d)	Any Other (Specify)	-	-	-	-	-	-	-
	Sub -Total (A)(2)	-	-	-	-	-	-	-
	Total of Promoter and Promoter Group (A)=(A)(1)+(A)(2)	22	13 13 82 274	13 13 82 267	53.97	53.49	98 93 179	7.53
(B)	Public Shareholding							
(1)	Institutions							
(a)	Mutual Funds /UTI	256	19 61 469	18 94 187	0.81	0.80	-	-
(b)	Financial Institutions/Banks	346	2 07 963	1 91 320	0.09	0.08	-	-
(c)	Central Government/State Governments	52	52 963	2 812	0.02	0.02	-	-
(d)	Venture Capital Funds	-	-	-	-	-	-	-
(e)	Insurance Companies	16	83 37 675	83 37 495	3.42	3.39	-	-
(f)	Foreign Institutional Investors	552	5 50 42 510	5 50 36 451	22.61	22.41	-	-
(g)	Foreign Venture Capital Investors	-	-	-	-	-	-	-
(h)	Any Other (Specify)							
	Sub -Total (B)(1)	1 222	6 56 02 580	6 54 62 265	26.95	26.71	0	0.00
(2)	Non-Institutions							
(a)	Bodies Corporate	6 974	1 01 09 140	1 00 26 495	4.15	4.12	-	-
(b)	i. Individual shareholders holding nominal sharecapital up to Rs. 1Lakh.	13 13 959	3 20 05 552	2 56 40 650	13.15	13.03	-	-
	ii. Individual shareholders holding nominal sharecapital in excess of Rs. 1Lakh.	57	31 81 472	31 58 972	1.31	1.30	-	-
(c)	Any Other (Specify)							
	NRIs/OCBs	16 400	11 76 547	8 92 422	0.48	0.48	-	0.00
	Sub -Total (B)(2)	13 37 390	4 64 72 711	3 97 18 539	19.09	18.92	0	0.00
	Total Public Shareholding B=(B)(1)+(B)(2)	13 38 612	11 20 75 291	10 51 80 804	46.03	45.63	0	0.00
	TOTAL (A) +(B)	13 38 634	24 34 57 565	23 65 63 071	100.00	99.11	98 93 179	4.06
(C)	Shares held by Custodians and against which Depository Receipts have been issued	1	21 75 235	21 75 235	-	0.89		
	GRAND TOTAL (A)+(B)+(C)	13 38 635	24 56 32 800	23 87 38 306	100.00	100.00	98 93 179	4.03




(b) Statement showing shareholding of persons belonging to the category "Promoter and Promoter Group"

Sr. No. (I)	Name of the shareholder (II)	Total shares held		Shares Pledged or otherwise encumbered		
		No of shares (III)	Shares as a percentage of total number of shares (i.e., Grand Total (A)+(B)+(C) indicated in statement at para(I)(a) above} (IV)	No of Shares Pledged (V)	As a % (VI)=(V)/(III)*100	As a % of grand total (A)+(B)+(C) of Sub-clause (I) (a) (VII)
1	AAA Enterprises Private Limited	11 59 02 923	47.19	98 93 179	8.54	4.03
2	AAA Infrastructure Consulting & Engineers Private Limited	1 04 86 916	4.27	0	0.00	0.00
3	Sonata Investments Limited	32 50 000	1.32	0	0.00	0.00
4	Reliance Innoventures Private Limited	5 76 450	0.23	0	0.00	0.00
5	Kokila D. Ambani	5 45 126	0.22	0	0.00	0.00
6	Anil D. Ambani	2 73 891	0.11	0	0.00	0.00
7	Tina A. Ambani	2 63 474	0.11	0	0.00	0.00
8	Jaiamol A. Ambani	83 487	0.03	0	0.00	0.00
	Jaianshul A. Ambani	5	0.00	0	0.00	0.00
10	Hansdhvani Trading Company Private Limited	2	0.00	0	0.00	0.00
	<b>TOTAL</b>	<b>13 13 82 274</b>	<b>53.49</b>	<b>98 93 179</b>	<b>7.53</b>	<b>4.03</b>



I(c) Statement showing shareholding of persons belonging to the category "Public" and holding more than 1% of the total number of shares

Sr. No.	Name of the shareholder	No of shares	Shares as a percentage of total number of shares{i.e.,Grand Total (A)+(B)+(C) indicated in statement at para(l)(a) above}
1	Janus Overseas Fund	94 59 592	3.85
2	Life Insurance Corporation of India	78 89 113	3.21
3	JP Morgan	38 02 983	1.55
4	Janus Aspen Series Overseas Portfolio	30 98 536	1.26
5	Swiss Finance Corporation (Mauritius) Limited	30 36 245	1.24
6	Janus Adviser International Growth Fund	28 51 288	1.16
7	Vanguard	27 25 823	1.11
	<b>TOTAL</b>	<b>3 28 63 580</b>	<b>13.38</b>




(d) Statement showing details of locked -in shares

Sr. No.	Name of the shareholder	Category of Shareholders (Promoters/Public)	No of locked-in shares	Locked-in shares as a percentage of total number of shares(i.e.,Grand Total (A)+(B)+(C) indicated in statement at para(l)(a) above}
1	Nil		0	0.00
	<b>TOTAL</b>		<b>0</b>	<b>0.00</b>



II(a) Statement showing details of Depository Receipts (DRs)

Sr No	Type of outstanding DR (ADRs,GDRs, SDRs,etc.)	Number of outstanding DRs	No of shares underlying outstanding DRs	Shares underlying outstanding DRs as a percentage of total number of shares{i.e.,Grand Total (A)+(B)+(C) indicated in statement at para(I)(a) above}
1	GDRs	21 75 235	21 75 235	0.89
<b>TOTAL</b>			<b>21 75 235</b>	<b>0.89</b>



II(b) Statement showing Holding of Depository Receipts (DRs), where underlying shares are in excess of 1% of the total number of shares

Sr. No.	Name of the DR Holder	Type of outstanding DR (ADRs,GRDs, SDRs,etc.)	No of shares underlying outstanding DRs	Shares underlying outstanding DRs as a percentage of total number of shares{i.e.,Grand Total (A)+(B)+(C) indicated in statement at para(I)(a) above}
1	Nil	-	-	-
<b>TOTAL</b>			-	-

